

# Double Pitch Sprockets

Conveyor or Drive Series — Standard Roller Double Pitch Sprocket for C2040/A2040 Chain — 1" Pitch

Dimensions are in inches unless otherwise indicated.

Basic Sprocket Dimensions				Single — Type B							Single — Type A			
				Catalog Number	List Price	Plain Bore	†Max. Bore	Hub Dia.	LTB	Wt. Lbs.	Catalog Number	List Price	Plain Bore	Wt. Lbs.
11	2.000	1.852	1.537	2040B11	\$27.20	1/2	13/16	1 3/8 ▲	7/8	.34				
12	2.170	2.000	1.688	2040B12	29.00	1/2	1	1 21/32 ▲	7/8	.44				
13	2.320	2.152	1.824	2040B13	29.80	1/2	1	1 13/16 ▲	7/8	.48				
14	2.490	2.305	1.993	2040B14	31.60	1/2	1	1 13/16 ▲	7/8	.60				
15	2.640	2.458	2.133	2040B15	33.40	1/2	1 1/8	1 11/16	7/8	.66				
16	2.810	2.613	2.301	2040B16	34.80	5/8	1 3/16	1 7/8	7/8	.76				
17	2.970	2.768	2.444	2040B17	36.60	5/8	1 1/4	2 1/16	7/8	1.00				
18	3.140	2.924	2.612	2040B18	40.40	5/8	1 3/8	2 3/16	7/8	1.16				
19	3.290	3.080	2.757	2040B19	45.00	5/8	1 1/2	2 3/8	7/8	1.36				
20	3.460	3.236	2.924	2040B20	50.60	5/8	1 3/4	2 1/2	1	1.54				
21	3.610	3.392	3.070	2040B21	56.00	5/8	1 3/4	2 1/2	1	1.65				
22	3.780	3.549	3.237	2040B22	61.80	5/8	1 3/4	2 1/2	1	2.00				
23	3.930	3.706	3.386	2040B23	69.00	5/8	1 3/4	2 1/2	1	2.16	2040A23	\$34.80	5/8	.77
24	4.100	3.864	3.552	2040B24	71.60	5/8	1 3/4	2 1/2	1	2.25	2040A24	36.00	5/8	.84
25	4.260	4.021	3.701	2040B25	75.20	5/8	1 3/4	2 1/2	1	2.30	2040A25	41.00	5/8	.91
26	4.420	4.179	3.867	2040B26	81.00	5/8	1 3/4	2 1/2	1	2.40	2040A26	44.20	5/8	1.00
28	4.740	4.494	4.182	2040B28	86.80	5/8	1 3/4	2 1/2	1	2.55	2040A28	47.20	5/8	1.10
30	5.060	4.810	4.498	2040B30	89.40	5/8	1 3/4	2 1/2	1	2.74	2040A30	50.40	5/8	1.30

▲ Has recessed groove in hub for chain clearance

Conveyor Series — Large Roller Double Pitch Sprocket for C2042 Chain — 1" Pitch

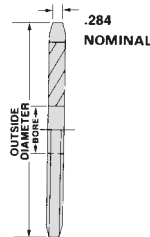
Dimensions are in inches unless otherwise indicated.

Basic Sprocket Dimensions				Single — Type B							Single — Type A			
No. Teeth	Outside Diameter	Pitch Diameter	Caliper Diameter	Catalog Number	List Price	Plain Bore	†Max. Bore	Hub Dia.	LTB	Wt. Lbs.	Catalog Number	List Price	Plain Bore	Wt. Lbs.
8	3.010	2.613	1.988	2042B8	\$31.60	5/8	1 9/32	1 7/8	7/8	.72				
9	3.350	2.924	2.255	2042B9	40.00	5/8	1 15/32	2 7/32	7/8	1.02				
10	3.680	3.236	2.611	2042B10	51.20	5/8	1 3/4	2 35/64	1	1.50				
11	4.010	3.549	2.888	2042B11	62.40	5/8	1 7/8	2 5/8	1	1.68				
12	4.330	3.864	3.239	2042B12	71.60	5/8	2 1/4	3 1/16	1	2.22				
13	4.660	4.179	3.523	2042B13	79.60	5/8	2 1/4	3 1/4	1	2.56				
14	4.980	4.494	3.869	2042B14	84.60	5/8	2 1/4	3 3/4	1	2.72				
15	5.310	4.810	4.158	2042B15	89.40	5/8	2 1/4	3 3/4	1	2.90				
16	5.630	5.126	4.501	2042B16	90.80	5/8	2 1/4	3 3/4	1	3.10	2042A16	\$49.00	5/8	1.30
17	5.950	5.442	4.794	2042B17	94.40	5/8	2 1/4	3 3/4	1	3.40	2042A17	52.40	5/8	1.60
18	6.270	5.759	5.134	2042B18	98.00	5/8	2 1/4	3 3/4	1	3.56	2042A18	55.60	5/8	1.80
19	6.590	6.076	5.430	2042B19	101.40	5/8	2 1/4	3 3/4	1	3.72	2042A19	58.20	5/8	2.00
20	6.910	6.392	5.768	2042B20	105.00	3/4	2 3/8	3 1/2	1 1/8	4.72	2042A20	59.60	3/4	2.40
21	7.240	6.710	6.066	2042B21	108.60	3/4	2 3/8	3 1/2	1 1/8	4.84	2042A21	61.40	3/4	2.60
22	7.560	7.027	6.402	2042B22	110.80	3/4	2 3/8	3 1/2	1 1/8	5.18	2042A22	64.20	3/4	2.80
23	7.880	7.344	6.702	2042B23	114.40	3/4	2 3/8	3 1/2	1 1/8	5.04	2042A23	65.40	3/4	3.10
24	8.200	7.661	7.036	2042B24	115.60	3/4	2 3/8	3 1/2	1 1/8	5.58	2042A24	69.40	3/4	3.20
25	8.520	7.979	7.338	2042B25	118.40	3/4	2 3/8	3 1/2	1 1/8	5.96	2042A25	71.60	3/4	3.50
26	8.840	8.296	7.671	2042B26	123.20	3/4	2 3/8	3 1/2	1 1/8	6.22	2042A26	79.60	3/4	3.70
28	9.480	8.931	8.307	2042B28	128.20	3/4	2 3/8	3 1/2	1 1/8	6.78	2042A28	82.80	3/4	4.70
30	10.110	9.567	8.942	2042B30	131.80	3/4	2 3/8	3 1/2	1 1/8	7.56	2042A30	87.20	3/4	5.00

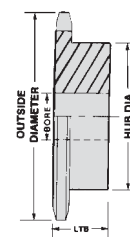
SEE CURRENT DISCOUNT SHEET FOR ALTERATION CHARGES

† Dimensions shown allow for standard keyway with set screw at 90°

CHAIN TECHNICAL DATA			
Size	A2040	C2040	C2042
Pitch	1"	1"	1"
Inside Width	5/16"	5/16"	5/16"
Roller Diameter	.313"	.313"	.625"



TYPE A



TYPE B

# Double Pitch Sprockets

Conveyor or Drive Series — Standard Roller Double Pitch Sprocket  
for C2050/A2050 Chain — 1 1/4" Pitch

Dimensions are in inches unless otherwise indicated.

Basic Sprocket Dimensions				Single — Type B							Single — Type A			
No. Teeth	Outside Diameter	Pitch Diameter	Caliper Diameter	Catalog Number	List Price	Plain Bore	†Max. Bore	Hub Dia.	LTB	Wt. Lbs.	Catalog Number	List Price	Plain Bore	Wt. Lbs.
11	2.500	2.315	1.912	2050B11	\$39.20	5/8	13/16	1 3/4 ▲	1	.62				
12	2.710	2.500	2.100	2050B12	41.40	5/8	1	1 7/8 ▲	1	.80				
13	2.900	2.690	2.270	2050B13	43.20	5/8	1 1/32	1 15/16 ▲	1	.82				
14	3.110	2.881	2.481	2050B14	45.00	5/8	1 9/32	2 ▲	1	1.00				
15	3.310	3.073	2.656	2050B15	46.20	5/8	1 7/16	2 1/8	1	1.22				
16	3.520	3.266	2.866	2050B16	49.80	5/8	1 19/32	2 5/16	1	1.44				
17	3.710	3.460	3.046	2050B17	53.80	5/8	1 3/4	2 9/16	1	1.68				
18	3.920	3.655	3.255	2050B18	58.20	5/8	1 25/32	2 3/4	1	1.94				
19	4.120	3.850	3.436	2050B19	61.80	5/8	1 31/32	2 7/8	1	2.24				
20	4.320	4.045	3.645	2050B20	69.40	5/8	2	3	1	2.30				
21	4.520	4.241	3.829	2050B21	75.20	3/4	2	3	1 1/4	2.40	2050A21	\$47.20	3/4	1.20
22	4.720	4.437	4.037	2050B22	81.00	3/4	2	3	1 1/4	2.54	2050A22	48.00	3/4	1.30
23	4.920	4.633	4.222	2050B23	86.80	3/4	2	3	1 1/4	2.66	2050A23	49.00	3/4	1.40
24	5.120	4.830	4.430	2050B24	93.00	3/4	2	3	1 1/4	3.30	2050A24	49.80	3/4	1.60
25	5.320	5.026	4.616	2050B25	99.20	3/4	2	3	1 1/4	3.42	2050A25	51.20	3/4	1.70
26	5.520	5.223	4.823	2050B26	103.60	3/4	2	3	1 1/4	3.62	2050A26	53.80	3/4	1.80
28	5.920	5.617	5.217	2050B28	106.80	3/4	2	3	1 1/4	3.78	2050A28	57.00	3/4	2.10
30	6.320	6.012	5.612	2050B30	109.40	3/4	2	3	1 1/4	4.58	2050A30	59.60	3/4	2.50

▲ Has recessed groove in hub for chain clearance

Conveyor Series — Large Roller Double Pitch Sprocket for C2052 Chain — 1 1/4" Pitch

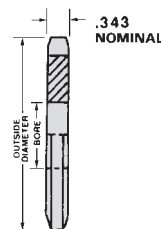
Dimensions are in inches unless otherwise indicated.

Basic Sprocket Dimensions				Single — Type B							Single — Type A			
No. Teeth	Outside Diameter	Pitch Diameter	Caliper Diameter	Catalog Number	List Price	Plain Bore	†Max. Bore	Hub Dia.	LTB	Wt. Lbs.	Catalog Number	List Price	Plain Bore	Wt. Lbs.
8	3.770	3.266	2.516	2052B8	\$50.60	5/8	1 19/32	2 23/64	1	1.38				
9	4.180	3.655	2.850	2052B9	58.80	5/8	1 25/32	2 15/32	1	1.92				
10	4.600	4.045	3.295	2052B10	69.40	5/8	2	3	1	2.30				
11	5.010	4.437	3.642	2052B11	81.00	5/8	2	3	1	2.54				
12	5.420	4.830	4.080	2052B12	90.80	3/4	2	3	1 1/4	3.20	2052A12	\$50.60	3/4	1.60
13	5.820	5.223	4.435	2052B13	101.80	3/4	2	3	1 1/4	3.48	2052A13	53.80	3/4	1.80
14	6.230	5.617	4.867	2052B14	106.80	3/4	2	3	1 1/4	3.88	2052A14	57.00	3/4	2.30
15	6.630	6.012	5.229	2052B15	109.40	3/4	2 1/4	3 1/4	1 1/4	4.46	2052A15	59.60	3/4	2.40
16	7.030	6.407	5.657	2052B16	114.40	3/4	2 1/4	3 1/4	1 1/4	4.80	2052A16	64.20	3/4	2.80
17	7.440	6.803	6.024	2052B17	119.20	3/4	2 1/4	3 1/4	1 1/4	5.34	2052A17	67.60	3/4	3.30
18	7.840	7.198	6.448	2052B18	122.80	3/4	2 1/4	3 1/4	1 1/4	5.64	2052A18	70.40	3/4	3.60
19	8.240	7.595	6.819	2052B19	130.00	3/4	2 1/4	3 1/4	1 1/4	6.04	2052A19	73.80	3/4	4.10
20	8.640	7.991	7.241	2052B20	132.60	3/4	2 1/4	3 1/4	1 1/4	6.48	2052A20	76.20	3/4	4.70
21	9.040	8.387	7.614	2052B21	136.20	3/4	2 1/4	3 1/4	1 1/4	7.00	2052A21	78.80	3/4	5.00
22	9.440	8.783	8.033	2052B22	139.60	3/4	2 1/4	3 1/4	1 1/4	7.30	2052A22	83.60	3/4	5.20
23	9.840	9.180	8.409	2052B23	142.40	1	2 3/4	3 3/4	1 1/4	8.66	2052A23	86.80	1	5.70
24	10.250	9.577	8.827	2052B24	148.20	1	2 3/4	3 3/4	1 1/4	9.32	2052A24	90.80	1	6.70
25	10.650	9.973	9.204	2052B25	156.60	1	2 3/4	3 3/4	1 1/4	10.30	2052A25	95.60	1	7.50
26	11.050	10.370	9.620	2052B26	162.40	1	2 3/4	3 3/4	1 1/4	11.00	2052A26	101.00	1	8.20
28	11.840	11.164	10.414	2052B28	173.60	1	2 3/4	3 3/4	1 1/4	11.70	2052A28	110.80	1	8.70
30	12.640	11.958	11.208	2052B30	183.80	1	2 3/4	3 3/4	1 1/4	12.90	2052A30	118.40	1	9.80

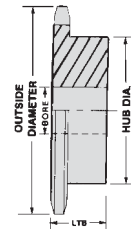
SEE CURRENT DISCOUNT SHEET FOR ALTERATION CHARGES

† Dimensions shown allow for standard keyway with set screw at 90°

CHAIN TECHNICAL DATA			
Size	A2050	C2050	C2052
Pitch	1 1/4"	1 1/4"	1 1/4"
Inside Width	3/8"	3/8"	3/8"
Roller Diameter	.400"	.400"	.750"



TYPE A



TYPE B

# Double Pitch Sprockets

Conveyor or Drive Series — Standard Roller Double Pitch Sprocket for C2060/A2060 Chain — 1½" Pitch

Dimensions are in inches unless otherwise indicated.

Basic Sprocket Dimensions				Single — Type B							Single — Type A			
No. Teeth	Outside Diameter	Pitch Diameter	Caliper Diameter	Catalog Number	List Price	Plain Bore	†Max. Bore	Hub Dia.	LTB	Wt. Lbs.	Catalog Number	List Price	Plain Bore	Wt. Lbs.
11	3.000	2.773	2.276	2060B11	\$43.20	¾	1	2 1/16 ▲	1 1/4	1.14				
12	3.250	3.000	2.531	2060B12	46.20	¾	1 3/8	2 1/4 ▲	1 1/4	1.46				
13	3.480	3.228	2.735	2060B13	50.60	¾	1 7/16	2 5/16 ▲	1 1/4	1.52				
14	3.740	3.457	2.988	2060B14	57.00	¾	1 9/8	2 1/2 ▲	1 1/4	1.86				
15	3.960	3.688	3.199	2060B15	62.40	¾	1 3/4	2 1/2	1 1/4	2.24				
16	4.220	3.920	3.451	2060B16	69.40	¾	1 7/8	2 3/4	1 1/4	2.64				
17	4.450	4.152	3.666	2060B17	73.80	¾	2 3/32	3 3/32	1 1/4	3.08				
18	4.700	4.386	3.917	2060B18	85.80	¾	2 1/4	3 1/4	1 1/4	3.56				
19	4.940	4.620	4.135	2060B19	89.40	¾	2 1/4	3 1/4	1 1/2	3.94	2060A19	\$57.60	¾	2.10
20	5.190	4.854	4.385	2060B20	93.40	¾	2 1/4	3 1/4	1 1/2	4.50	2060A20	58.40	¾	2.40
21	5.420	5.089	4.606	2060B21	98.80	¾	2 1/4	3 1/4	1 1/2	5.02	2060A21	60.20	¾	2.50
22	5.670	5.324	4.855	2060B22	104.20	¾	2 1/4	3 1/4	1 1/2	5.26	2060A22	62.00	¾	2.70
23	5.900	5.560	5.077	2060B23	109.40	¾	2 1/4	3 1/4	1 1/2	5.54	2060A23	63.80	¾	3.00
24	6.150	5.796	5.327	2060B24	118.40	¾	2 1/4	3 1/4	1 1/2	5.90	2060A24	65.40	¾	3.20
25	6.380	6.032	5.551	2060B25	127.60	¾	2 1/4	3 1/4	1 1/2	6.08	2060A25	66.80	¾	3.30
26	6.630	6.268	5.799	2060B26	138.40	¾	2 1/4	3 1/4	1 1/2	6.36	2060A26	71.60	¾	3.50
28	7.110	6.741	6.272	2060B28	142.40	¾	2 1/4	3 1/4	1 1/2	7.02	2060A28	75.20	¾	4.00
30	7.590	7.215	6.746	2060B30	146.00	¾	2 1/4	3 1/4	1 1/2	7.54	2060A30	78.80	¾	4.70

▲ Has recessed groove in hub for chain clearance

Conveyor Series — Large Roller Double Pitch Sprocket for C2062 Chain — 1½" Pitch

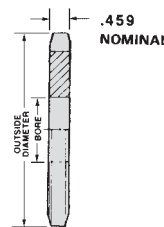
Dimensions are in inches unless otherwise indicated.

Basic Sprocket Dimensions				Single — Type B							Single — Type A			
No. Teeth	Outside Diameter	Pitch Diameter	Caliper Diameter	Catalog Number	List Price	Plain Bore	†Max. Bore	Hub Dia.	LTB	Wt. Lbs.	Catalog Number	List Price	Plain Bore	Wt. Lbs.
8	4.520	3.920	3.045	2062B8	\$70.40	¾	1 27/32	2 27/32	1 1/4	2.60				
9	5.020	4.386	3.444	2062B9	78.80	¾	2 9/32	3 1 1/32	1 1/4	3.48				
10	5.520	4.584	3.979	2062B10	95.60	¾	2 9/16	3 53/64	1 1/4	4.54				
11	6.010	5.324	4.395	2062B11	106.80	¾	2 3/4	4	1 1/4	5.20				
12	6.500	5.796	4.921	2062B12	118.40	¾	2 3/4	4	1 1/2	5.70	2062A12	\$66.20	¾	3.00
13	6.990	6.268	5.347	2062B13	132.60	¾	2 3/4	4	1 1/2	6.28	2062A13	69.40	¾	3.60
14	7.470	6.741	5.866	2062B14	138.80	¾	2 3/4	4	1 1/2	6.82	2062A14	73.80	¾	4.00
15	7.960	7.215	6.300	2062B15	146.00	¾	2 3/4	4	1 1/2	7.48	2062A15	78.80	¾	4.70
16	8.440	7.689	6.814	2062B16	149.60	¾	2 3/4	4	1 1/2	8.18	2062A16	85.40	¾	5.70
17	8.920	8.163	7.253	2062B17	154.00	¾	2 3/4	4	1 1/2	8.82	2062A17	90.80	¾	6.10
18	9.410	8.638	7.763	2062B18	161.60	¾	2 3/4	4	1 1/2	9.36	2062A18	96.60	¾	7.00
19	9.890	9.113	8.207	2062B19	168.20	1	2 3/4	4 1/4	1 1/2	11.10	2062A19	101.40	1	8.00
20	10.370	9.589	8.714	2062B20	178.00	1	2 3/4	4 1/4	1 1/2	11.66	2062A20	104.40	1	8.50
21	10.850	10.064	9.161	2062B21	197.60	1	2 3/4	4 1/4	1 1/2	13.24	2062A21	109.40	1	8.90
22	11.330	10.540	9.665	2062B22	202.80	1	2 3/4	4 1/4	1 1/2	13.78	2062A22	115.60	1	10.70
23	11.810	11.016	10.115	2062B23	209.60	1	2 3/4	4 1/4	1 1/2	14.90	2062A23	122.80	1	11.60
24	12.290	11.492	10.617	2062B24	223.40	1	2 3/4	4 1/4	1 1/2	15.66	2062A24	137.60	1	12.60
25	12.770	11.968	11.070	2062B25	245.20	1	2 3/4	4 1/4	1 1/2	16.80	2062A25	153.20	1	13.80
26	13.250	12.444	11.569	2062B26	264.80	1	2 3/4	4 1/4	1 1/2	20.20	2062A26	161.60	1	15.00
28	14.210	13.397	12.522	2062B28	282.00	1	2 3/4	4 1/4	1 1/2	21.86	2062A28	178.40	1	17.30
30	15.170	14.350	13.475	2062B30	287.00	1	2 3/4	4 1/4	1 1/2	26.00	2062A30	192.20	1	19.50

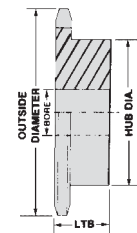
SEE CURRENT DISCOUNT SHEET FOR ALTERATION CHARGES

† Dimensions shown allow for standard keyway with set screw at 90°

CHAIN TECHNICAL DATA			
Size	A2060	C2060	C2062
Pitch	1½"	1½"	1½"
Inside Width	½"	½"	½"
Roller Diameter	.469"	.469"	.875"



TYPE A



TYPE B

# Double Pitch Sprockets

Conveyor or Drive Series — Standard Roller Double Pitch Sprocket  
for C2080/A2080 Chain — 2" Pitch

Dimensions are in inches unless otherwise indicated.

Basic Sprocket Dimensions				Single — Type B							Single — Type A			
No. Teeth	Outside Diameter	Pitch Diameter	Caliper Diameter	Catalog Number	List Price	Plain Bore	†Max. Bore	Hub Dia.	LTB	Wt. Lbs.	Catalog Number	List Price	Plain Bore	Wt. Lbs.
11	4.010	3.694	3.074	2080B11	\$79.00	1	1½	2 <sup>13</sup> / <sub>16</sub> ▲	1⅜	2.50				
12	4.330	4.000	3.375	2080B12	85.40	1	1¾	3 ▲	1⅜	3.20				
13	4.640	4.304	3.647	2080B13	91.60	1	1⅞	3 <sup>1</sup> / <sub>16</sub> ▲	1⅜	3.30				
14	4.980	4.610	3.985	2080B14	98.40	1	2⅛	3 <sup>3</sup> / <sub>16</sub> ▲	1⅜	4.00				
15	5.290	4.917	4.265	2080B15	103.60	1	2⅜	3 <sup>7</sup> / <sub>16</sub>	1⅜	4.80				
16	5.630	5.226	4.601	2080B16	117.60	1	2¼	3¼	1⅝	5.70	2080A16	\$63.80	1	3.10
17	5.940	5.536	4.888	2080B17	133.20	1	2¼	3¼	1⅝	6.40	2080A17	71.80	1	3.50
18	6.270	5.848	5.223	2080B18	151.40	1	2¼	3¼	1⅝	7.40	2080A18	76.20	1	4.00
19	6.580	6.160	5.513	2080B19	170.60	1	2¾	4	1⅝	7.70	2080A19	80.00	1	4.40
20	6.910	6.472	5.845	2080B20	183.80	1	2¾	4	1⅝	8.30	2080A20	85.40	1	4.40
21	7.230	6.785	6.141	2080B21	196.80	1	2¾	4	1⅝	9.40	2080A21	88.60	1	5.00
22	7.560	7.099	6.474	2080B22	205.00	1	2¾	4	1⅝	10.00	2080A22	93.00	1	5.60
23	7.870	7.413	6.770	2080B23	213.60	1	2¾	4	1⅝	10.50	2080A23	98.00	1	6.20
24	8.200	7.727	7.102	2080B24	218.00	1	2¾	4	1⅝	11.10	2080A24	102.20	1	6.60
25	8.510	8.042	7.401	2080B25	222.80	1	2¾	4	1⅝	12.00	2080A25	106.00	1	7.00
26	8.840	8.357	7.732	2080B26	232.00	1⅝	3¼	4¾	1⅞	14.80	2080A26	112.40	1⅝	7.90
28	9.480	8.988	8.363	2080B28	242.00	1⅝	3¼	4¾	1⅞	16.60	2080A28	124.00	1⅝	9.00
30	10.110	9.620	8.995	2080B30	259.40	1⅝	3¼	4¾	1⅞	17.80	2080A30	128.20	1⅝	10.60

▲ Has recessed groove in hub for chain clearance

Conveyor Series — Large Roller Double Pitch Sprocket for C2082 Chain — 2" Pitch

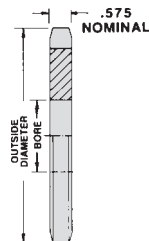
Dimensions are in inches unless otherwise indicated.

Basic Sprocket Dimensions				Single — Type B							Single — Type A			
No. Teeth	Outside Diameter	Pitch Diameter	Caliper Diameter	Catalog Number	List Price	Plain Bore	†Max. Bore	Hub Dia.	LTB	Wt. Lbs.	Catalog Number	List Price	Plain Bore	Wt. Lbs.
8	6.030	5.226	4.101	2082B8	\$116.60	1	2 <sup>1</sup> / <sub>32</sub>	3 <sup>5</sup> / <sub>64</sub>	1¾	6.40				
9	6.700	5.848	4.634	2082B9	148.00	1	2¾	4¼	1¾	8.20				
10	7.360	6.472	5.347	2082B10	182.80	1	2¾	4¼	1¾	9.20				
11	8.010	7.099	5.902	2082B11	204.40	1	2¾	4¼	1¾	10.10	2082A11	\$94.00	1	5.70
12	8.660	7.727	6.602	2082B12	218.00	1	2¾	4¼	1¾	11.20	2082A12	101.20	1	6.80
13	9.320	8.357	7.171	2082B13	228.60	1⅝	3¼	4¾	1⅞	15.00	2082A13	108.60	1⅝	7.70
14	9.960	8.988	7.863	2082B14	246.40	1⅝	3¼	4¾	1⅞	15.80	2082A14	118.60	1⅝	9.10
15	10.610	9.620	8.442	2082B15	258.00	1⅝	3¼	4¾	1⅞	17.80	2082A15	128.20	1⅝	10.70
16	11.260	10.252	9.127	2082B16	277.80	1⅝	3¼	4¾	1⅞	19.30	2082A16	143.80	1⅝	12.40
17	11.900	10.885	9.713	2082B17	295.60	1⅝	3¼	4¾	1⅞	21.40	2082A17	155.20	1⅝	14.10
18	12.540	11.518	10.393	2082B18	315.80	1⅝	3¼	4¾	1⅞	22.90	2082A18	164.80	1⅝	15.40
19	13.190	12.151	10.985	2082B19	341.40	1⅝	3¼	4¾	1⅞	24.40	2082A19	189.00	1⅝	18.00
20	13.830	12.785	11.660	2082B20	350.00	1⅝	3¼	4¾	1⅞	26.70	2082A20	197.60	1⅝	19.20
21	14.470	13.419	12.256	2082B21	355.40	1⅝	3¼	4¾	1⅞	28.40	2082A21	205.00	1⅝	20.80
22	15.110	14.053	12.928	2082B22	393.00	1⅝	3¼	4¾	1⅞	39.60	2082A22	242.00	1⅝	23.70
23	15.750	14.688	13.528	2082B23	409.80	1⅝	3¼	4¾	1⅞	32.20	2082A23	276.20	1⅝	24.90
24	16.390	15.323	14.198	2082B24	435.80	1⅝	3¼	4¾	1⅞	34.90	2082A24	313.80	1⅝	27.60
25	17.030	15.958	14.801	2082B25	473.40	1⅝	3¼	4¾	1⅞	37.80	2082A25	345.20	1⅝	30.20
26	17.670	16.593	15.468	2082B26	493.20	1⅝	3½	5¼	2	41.50	2082A26	371.20	1⅝	32.80
28	18.950	17.863	16.738	2082B28	552.00	1⅝	3½	5¼	2	47.70	2082A28	390.60	1⅝	38.60
30	20.230	19.134	18.009	2082B30	601.20	1⅝	3½	5¼	2	54.50	2082A30	425.80	1⅝	43.80

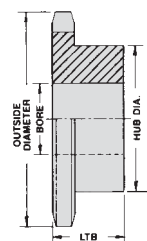
SEE CURRENT DISCOUNT SHEET FOR ALTERATION CHARGES

† Dimensions shown allow for standard keyway with set screw at 90°

CHAIN TECHNICAL DATA			
Size	A2080	C2080	C2082
Pitch	2"	2"	2"
Inside Width	⅝"	⅝"	⅝"
Roller Diameter	.625"	.625"	1.125"



TYPE A



TYPE B